




RAJASTHAN STATE CAMPA
BALANCE SHEET AS ON 31st March 2015

CORPUS CAPITAL, FUND AND LIABILITIES	SCH.	Current Year	Previous Year
CORPUS/CAPITAL FUND	1	2,48,22,84,455.13	1,77,17,13,261.34
RESERVES & SURPLUS	2		
ENDOWMENT/EARMARKES FUNDS	3		
SECURED LOANS AND BORROWINGS	4		
UNSECURED LOANS AND BORROWINGS	5		
DEFERRED CREDIT LIABILITIES	6		
CURRENT LIABILITIES AND PROVISIONS	7	8,51,267.00	7,77,687.00
TOTAL		2,48,31,35,722.13	1,77,24,90,948.34
ASSETS			
FIXED ASSETS	8	1,84,98,09,637.29	1,25,49,87,030.14
INVESTMENTS-FROM ENDOWMENT FUNDS	9		
INVESTMENTS-OTHERS	10		
CURRENT ASSETS. LOANS. ADVANCES ETC.	11	63,33,26,084.84	51,75,03,918.20
MISCELLANEOUS EXPENDITURE (to the extent not written off or adjusted)			
TOTAL		2,48,31,35,722.13	1,77,24,90,948.34
Significant Accounting Policies	24	0.00	0.00
Contingent Liabilities and Notes on Accounts	25		



RAJASTHAN STATE CAMPA
INCOME AND EXPENDITURE ACCOUNT FOR THE PERIOD/YEAR ENDED 31st MAR. 2015

INCOME	Sch.	Current Year	Previous Year
INCOME FROM SALES/SERVICES	12	-	
GRANTS/SUBSIDIES	13	69,09,42,150.36	38,48,91,414.00
FEES/SUBSCRIPTIONS	14	-	
INCOME FROM INVESTMENTS (INCOME ON INVEST. FROM EARMARKED/ENDOW. FUNDS TRANSFERRED TO FUNDS)	15		
INCOME FROM ROYALTY, PUBLICATION etc.	16	-	
INTEREST EARNED	17	-	
OTHER INCOME	18	6,50,25,168.64	4,90,87,599.00
INCREASE/(DECREASE) IN STOCK OF FINISHED GOOD AND WORKS-IN-PROGRESS	19	-	
TOTAL(A)		75,59,68,319.00	43,39,79,013.00
EXPENDITURE			
ESTABLISHMENT EXPENSES	20	-	
OTHER ADMINISTRATIVE EXPENSES etc.	21	2,92,56,402.00	4,08,07,468.00
EXPENDITURE ON GRANTS, SUBSIDIES etc.	22		
INTEREST	23		
DEPRECIATIONS(NET TOTAL AT THE YEAR -END-CORRESPONDING TO SCHEDULE B)	8	6,58,78,091.00	4,69,53,909.00
TOTAL(B)		9,51,34,493.00	8,77,61,377.00
BALANCE BEING EXCESS OF INCOME OVER EXPENDITURE (A-B)	24	66,08,33,826.00	34,62,17,636.00
Contingent Liabilities and Notes on Accounts	25		

RAJASTHAN STATE CAMPA
RECEIPTS & PAYMENT A/C AS ON 31st March 2015

RECEIPTS	CURRENT YEAR	PREVIOUS YEAR	PAYMENTS	CURRENT YEAR	PREVIOUS YEAR
1. OPENING BALANCES			1. EXPENSES		
a) Cash in Hand	0.00	0.00	a) Establishment Expenses	-	-
b) Loans and Advance	1540046.00	15,82,737.00	(Corresponding to Schedule 20)		
c) Bank Balances			b) Administrative Expenses	2,91,87,299.00	4,03,80,158.00
- In Current Accounts	51,590,982.20	50,875,734.00	(Corresponding to Schedule 21)		
- In Deposit Accounts	-	-			
- In Saving Accounts	-	-59,658.50			
2. GRANTS RECEIVED			2. PAYMENTS MADE AGAINST FUNDS FOR VARIOUS PROJECTS	-	-
a) From Government of India	-	-			
b) From State Government	74,06,83,996.00	34,50,00,000.00			
c) Other sources	-	0.00			
3. INCOME ON INVESTMENT			3. INVESTMENTS AND DEPOSITS MADE		
a) Earmarked/Endowment fund	-	-	a) Out of Earmarked/Endowment fund	-	0
b) Own Fund (Oth. Investment)	-	-	b) Out of Own Fund (Oth. Investment)	-	-
4. INTEREST RECEIVED			4. EXPENDITURE ON FIXED ASSETS & CAPITAL WORK IN PROGRESS		
a) Bank Deposit	-	-	a) Purchase/Creation of Fixed Assets	66,07,00,699.00	34,60,01,059.00
b) Loans, Advances etc.	-	-	b) Expenditure on Capital Work in Progress	-	-
5. OTHER INCOME	65026168.64	4,90,87,599.00	5. FINANCE CHARGES (INTEREST)	-	-
6. AMOUNT BORROWED	-	-	6. OTHER PAYMENTS (SPECIFY)		
			a) Advances Given (receivables)	11153.00	
			b) Income Tax		
7. ANY OTHER RECEIPTS	-	-	7. CLOSING BALANCES		
			a) Cash In Hand	0.00	0.00
			b) Loans and Advance	13,51,213.00	15,40,046.00
			c) Bank Balances		
			- In Current Accounts	63,19,09,674.84	51,59,09,82.8
			- In Deposit Accounts	-	-
			- In Saving Accounts	-	-
TOTAL	1323160038.84	903831091.00	TOTAL	1323160038.84	903831091

